


Traver-Pave™

Oceanic-Series™ Pavers



Desert



Tan

Travertine is a beautiful, timeless natural stone that conveys warmth and elegance in any setting and have been used architecturally around the world for thousands of years. However the disadvantage of natural Travertine is that it is very porous and breeds unsightly algae growth and can easily crack in Freeze-Thaw condition plus it's dangerously slick when wet and easily effected by common pool chemical.


Designed to mimic the look and feel of natural travertine, Tile Tech's new **Traver-Pave™** pavers have all the benefits of natural travertine but with out the negative characteristics. **Traver-Pave™** pavers are produced under extreme hydraulic pressure resulting in a product with three times the density of concrete slabs making them impervious to algae growth, freeze-thaw cracking or deterioration from slat water chlorination systems.



Trip Resistant Unlike natural travertine, beveled edges on all our pavers prevents tripping hazards, stubbed toes, and simplifies installations in addition to preventing chipping of the pavers.



Oceanic-Series™ Pavers
Brings natural sea elements such as crushed seashells, fossilized coral impressions and wave patterns to your next project.

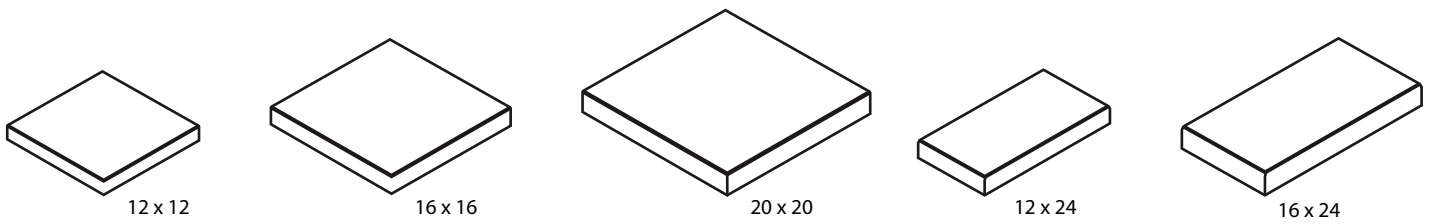


Traver-Pave™ Pavers
provide the look and feel of natural travertine at a fraction of the cost. They add an extra element of texture to any courtyard, pool or patio project.




Slip Resistant All Tile Tech Pavers products are designed to meet slip resistance criteria making them ideal for use in all wet or dry outdoor areas, stylish courtyards and pool surrounds.

Standard Sizes



Shell-Pave™

Oceanic-Series™ Pavers



Tile Tech's **Oceanic-Series™** Pavers combines the natural elements of the sea with the latest manufacturing techniques to produce a truly breathtaking and highly durable architectural paver, used in pool decks, courtyards, plazas, drive ways, walk ways and roof decks.

Shell-Face™ pavers are produced using a proprietary cementitious mixture of natural fossil shells and other aggregates which vary from piece to piece and are designed to replicate the appearance of natural stone. An enhanced manufacturing process applies tons of pressure to each unit, fusing the aggregates and fossils together which simulates a natural occurrence. This unique process ensures a more durable product with high compression strength and low water absorption qualities thus providing an alternative to the use of natural stone.



Oceanic-Series™ Pavers
Brings natural sea elements such as crushed seashells, fossilized coral impressions and wave patterns to your next project.



Shell-Face™ Pavers Give your design a look and feel like no other paver. These seashell pavers have a ground and shot blasted finish to insure a beautiful and slip resistant surface.

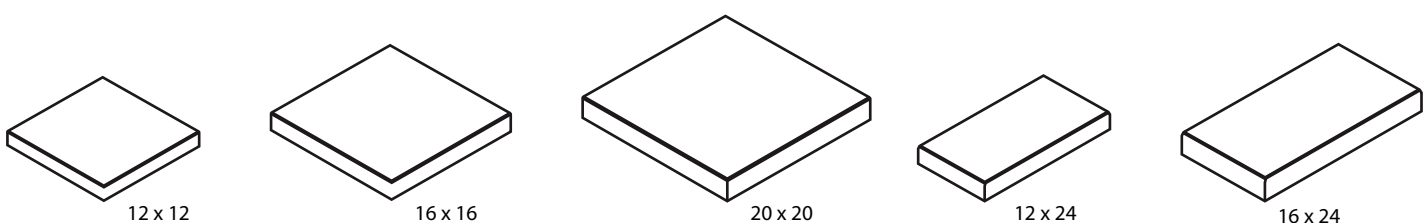


Custom Colors & Designs
Shell-Face™ pavers are available in an unlimited choice of colors and mix designs transforming any pool deck or paved area into a natural looking paradise.



Eco-Friendly Engineered to serve as a green alternative that helps alleviate the disadvantages associated with mined stone. The shells and other marine fossils that form the design foundation are natural fossil waste products derived regionally and internationally.

Standard Sizes



Coral-Pave™

Oceanic-Series™ Pavers



Coral-Pave™ pavers have been designed to reproduce the texture and appearance of natural coral. Its irregular surface texture, defined in luxurious detail, was developed from actual sections of fossilized coral. The distinctive surface finish adds an extra element to any courtyard, pool or patio project at a fraction of the cost of traditional paving materials

Coral-Pave™ pavers can be manufactured in wide range sizes in addition to endless color & aggregate mixes. Coral-Face pavers are available in several size from a nominal 12" x 12" to a nominal 20" x 20" in addition to various colors. Any of our standard size options or custom sizes (order size permitting) can be manufactured in most of the designs seen on page 29.




Saltwater Resistant All Tile Tech Pavers products are highly compressed during production making the product stronger and more resilient to salt attack, water absorption and surface damage such as chipping and cracking.



Oceanic-Series™ Pavers

Brings natural sea elements such as crushed seashells, fossilized coral impressions and wave patterns to your next project.



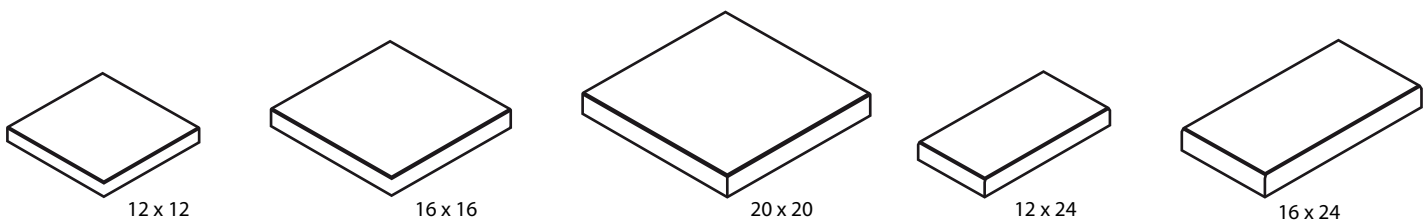
Coral-Pave™ Pavers

Provide the look and feel of natural coral and is created with great detail to replicate true coral, but without the negative characteristics of actual coral.



Slip Resistant Due to the unique coral texture these pavers are extremely slip resistance making them ideal for use in all wet or dry outdoor areas, including pool surrounds.

Standard Sizes



Wave-Pave™

Oceanic-Series™ Pavers



Desert



Desert Shell

Wave-Pave™ pavers offer a bold visual effect of waves rippling through your next pool deck, courtyard, plaza or walk ways. These versatile pavers can also be manufactured with various design mixes such as crushed seashells, granite chips and recycled glass which are then honed and shot blasted for a unique and slip resistant surface.



Oceanic-Series™ Pavers

Brings natural sea elements such as crushed seashells, fossilized coral impressions and wave patterns to your next project.

Wave-Pave™ pavers can be manufactured in wide range of designs and sizes in addition to endless color & aggregate mixes. Any of our standard size options or custom sizes (order size permitting) can be manufactured in most of the designs seen on page 29. Our wide design options range from a **Flat** monochromatic finish, **Slate Face** finish to a more distinct look such as the **Fossil, Coral** or **Wave** designs.



Wave-Pave™ Pavers

The embossed wave like pattern brings a major element of the ocean to any project. These pavers can be installed on a diagonal for real dramatic effect.




Saltwater Resistant All Tile Tech Pavers products are highly compressed during production making the product stronger and more resilient to salt attack, water absorption and surface damage such as chipping and cracking.



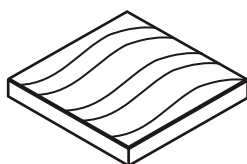
Slip Resistant

All Tile Tech Pavers products are designed to meet slip resistance criteria making them ideal for use in all wet or dry outdoor areas, stylish courtyards and pool surrounds.

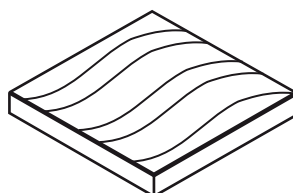
Standard Sizes



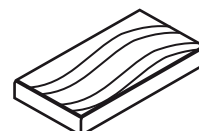
12 x 12



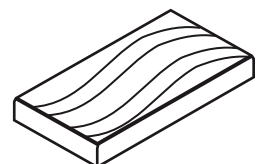
16 x 16



20 x 20



12 x 24



16 x 24



Slate - Black



Slate - Natural



Slate - Tan



Slate - Desert



Fox Red




Paver Red



Prairie Tan



Sandalwood



Orchid



Buckskin



Redwood



Burlap



Flat - Black



Flat - Smoke

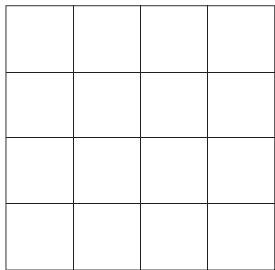


Flat - Concrete Base




Slate - Verde

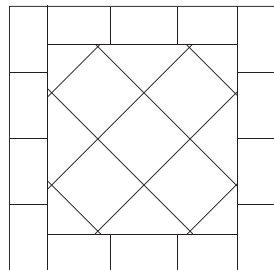
Laying Options




Stackbond



Diamond



Diamond w/ border



Running Bond



FLAT Design



SLATE Design



CORAL-1 Design



CORAL-2 Design



WAVE Design



FAN MACRO Design



FAN MICRO Design



ROMA Design



DIAMOND Design



PLANK Design




BASKET WEAVE Design




BRICK Design

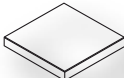
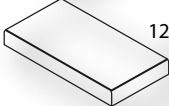
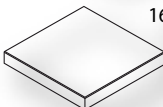
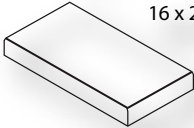
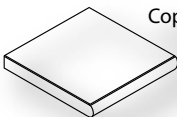


TRAVERTINE Design



Laying Options



PAVER SPECS	Size L x W (inch)	Thickness (inch)	Weight per SqFt (Lb)	Weight per Unit (Lb)	Unit per Pallet (pcs)	Colors				
						Granite-Tech	Stamp-Tech	Oceanic Ser.	Cool-Roof	
 12 x 12	11.875" x 11.875" 300mm x 300mm	1"	•	11lb	11lb	250	•	•	•	•
		1-1/2" 2"	• •	21lb	21lb	126	•	•	•	•
 12 x 24	11.875" x 23.622" 300mm x 600mm	1"	•	16lb	32lb	95	•	•	•	•
		1-1/2" 2"	• •	20lb	40lb					
 16 x 16	15.75" x 15.75" 400mm x 400mm	1"	•	15lb	30lb	108	•	•	•	•
		1-1/4" 1-1/2" 2"	• • •							
 16 x 24	15.75" x 23.622" 400mm x 600mm	1"	•	16lb	42lb		•	•	•	•
		1-1/4" 1-1/2" 2"	• • •	21lb	55lb					
 20 x 20	19.68" x 19.68" 500mm x 500mm	1"	•	21lb	58lb	48	•	•	•	•
		1-1/2" 2"	• •							
 Coping	48" x 14" 1200mm x 400mm *Full Rounded Bullnose	1" 1-1/2" 2"	• • •	18lb	70lb	12	•	•	•	•

PAVER PROPERTIES	TEST METHOD	RESULTS
Compressive Strength	ASTM C-140	8,000psi Min
Flexural Strength	ASTM C-293	700psi Min
Water Absorption	ASTM C-936	5% Max
Coefficient of Friction	ASTM C-1028	0.6% Min
Freeze Thaw	ASTM C-67	1% Max
Dimensional Tolerance	+/- 1/16" Length, width, height, convex, concave.	

MAINTENANCE

Pavers will require some periodic maintenance to keep them in a reasonable condition. Dirt, dust and leaves should be regularly removed and any weed growth should be sprayed and controlled.

CLEANING

All pavers will require cleaning from time to time. Oil, rust, efflorescence and other stains can detract from the appearance of the paver. Specialized cleaning products for concrete pavers are readily available.

SEALING

If a more protective surface is required or the pavers will knowingly be subject to salt attack then we suggest sealing your paving. Tile Tech recommends sealing pavers not for structural reasons but for aesthetic and maintenance purposes.

For complete material & installation specifications, please visit our website or contact us.