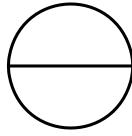


Tile Tech Inc.
Paving America one step at a time!



HEX-TRAY™ SNOW MELT SYSTEM

PAVER SNOW MELT SYSTEM DETAILS. PLAN AND PROFILE VIEW

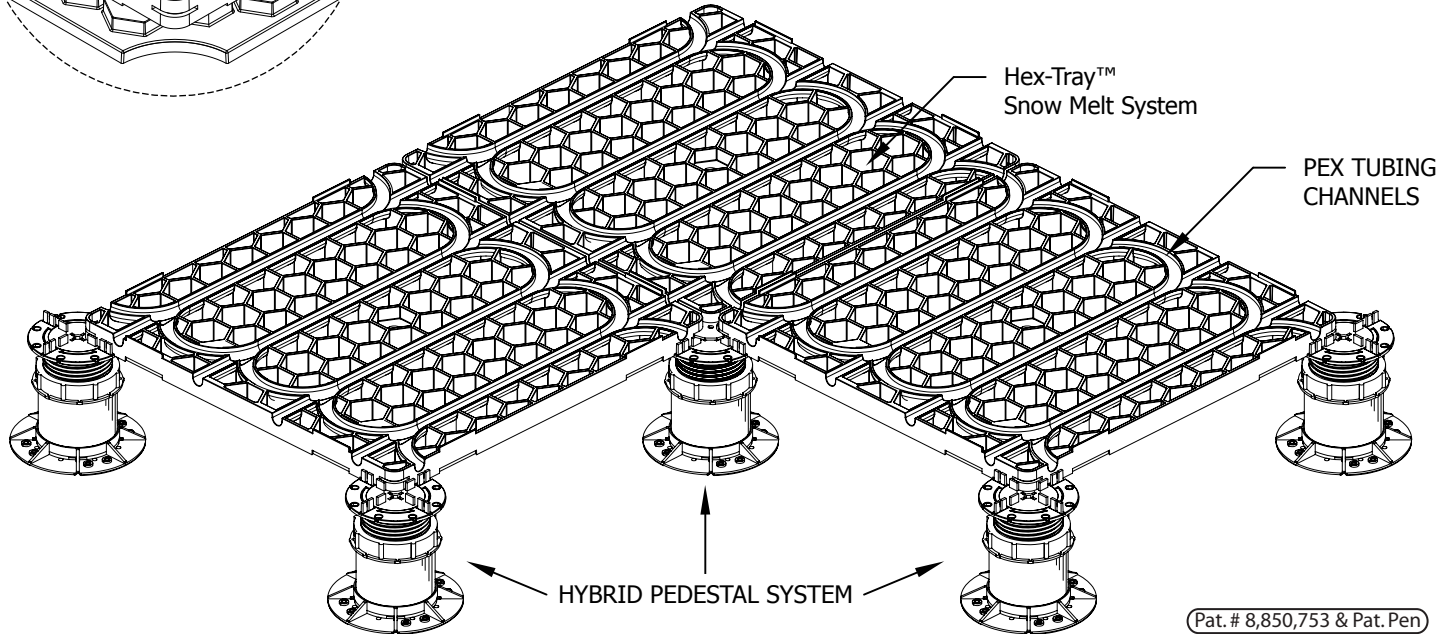
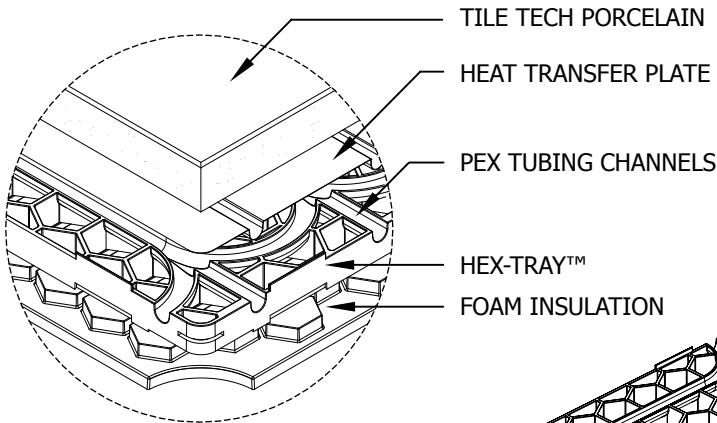
National Distribution

Tel: 213-380-5560

Toll Free: 888-380-5575

Fax: 213-380-5561

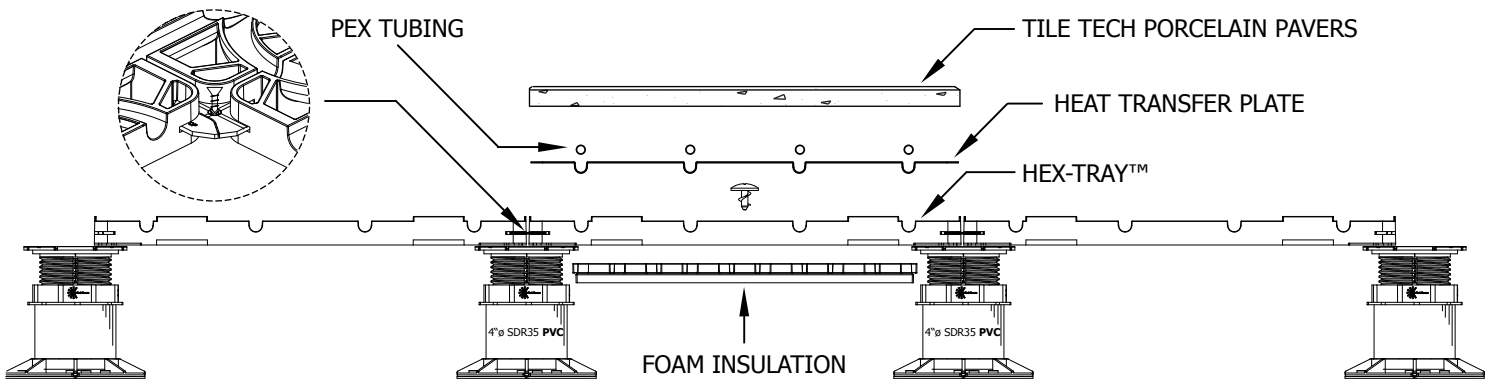
HEX-TRAY™ SNOW MELT SYSTEM COMPONENTS INCLUDES A HONEYCOMB STRUCTURAL TRAY WITH PEX TUBING CHANNELS, A FOAM INSULATION PANEL, ALUMINUM HEAT TRANSFER PLATE AND **USER** SUPPLIED 1/2" PEX TUBING. PRE ASSEMBLE THE FOAM INSULATION PANEL TO THE BACK OR BOTTOM SIDE OF THE HEX-TRAY AND SECURE WITH SUPPLIED CORK-SCREW. POSITION AND LEVEL HYBRID PEDESTAL SYSTEM ON TO GRID LINES. PLACE SEMI ASSEMBLED HEX-TRAY™ ON TO PEDESTAL SYSTEM. LEVEL & SECURE FOUR ADJACENT CORNERS TO PEDESTAL SYSTEM USING HEX-LOCK DISK AND SECURE WITH DECK SCREW (1-1/4" LONG). POSITION AND ALIGN HEAT TRANSFER PLATE TO TOP OF HEX-TRAY™. AT TERMINATION POINTS AND WALLS, CUT BACK HEAT TRANSFER PLATE TO EXPOSE THE "U" SHAPED CHANNELS IN ORDER TO LOOP BACK PEX TUBING. INSTALL PEX TUBING AND TEST FOR LEAKS. INSTALL PORCELAIN PAVERS.



Pat. # 8,850,753 & Pat. Pen

Patent Pending

HEX-TRAY™ SNOW MELT - PROFILE VIEW



GENERAL NOTES: APPLY TO ALL OF THE ABOVE PRODUCTS

1. INSTALLATION MUST BE COMPLETED IN ACCORDANCE WITH TILE TECH INC PRODUCT SPECIFICATIONS.
2. DRAWING NOT TO SCALE.
3. USE OF BUFFER PADS IS MANDATORY.
4. CONTRACTOR'S NOTE: FOR PRODUCT AND COMPANY INFORMATION VISIT www.TILETECHPAVERS.com